

DEMPSEY DYER PVC-U BAY ORDER

Telephone: (01977) 649641 Fax: (01977) 649517 / 653041
 Email: sales@dempseydyer.co.uk URL: www.dempseydyer.co.uk

Page
 of

FROM
 REF DATE.....
 TEL FAX.....
 DELIVERY ADDRESS

 REQ DEL DATE

MARK PANE WITH :

- E = Egress
- GB = Green Button
- NL = Non Locking Handle
- R = Restrictor
- D = Dummy Sash
- NK = Not K-Glass
- T = Toughened Glass
- L = Laminate
- S = Special Lead
- P = Panel
- = Tricklevent

OFFICE USE ONLY:-

| | |
|--------------------|-------------------------|
| Date Received | A/C No. |
| Order No. | Credit Hold YES / NO |
| Quoted YES / NO | Quote No. |
| Quote Value | Signed (Credit Control) |

Please Fabricate to the specification detailed on this order. I have noted any additional requirements in the comments boxes

Signed

£

2500 Series Chamfered Order Form

Viewed From: Outside Only

2500 Series - Chamfered 70mm : **03 Warm White**
Colour: White / Rosewood / Light Oak
 Rosewood on White / Light Oak on White
 Coloured Foil..... / Coloured Foil on White.....
 Decorc...../Decoroc on White.....
Bead: Chamfered / Bullnose / Contemporary / Decorative

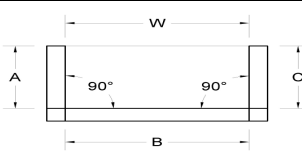
Window Ironmongery
Handle: None / Standard
Colour: White / Gold / Black / Chrome / Anodised Silver
Locking: Espag / Shootbolt **BS7950:** Yes / No

Glass:
Beaded: Int only **O/A Unit:** 28 mm /
Glass: Unglazed / Glass Loose / Factory Glazed
Spacer: Silver Ali / Bronze Ali / Gold Ali / SwissSpacer V
Make-up: Clear / SQ. LD / D. LD / G.Bar - 18mm / 25mm
 Obscure.....

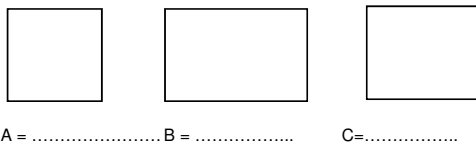
Door Specification:

Sidelight WT: Fanlight HT:
 Midrail HT (inc cill): Opens: In / Out **Hinged:** L / R
F/Door: Opens 1st Left / Right **Locking:** Hook Lock - Lever Lever
Handle: White / Gold / Black / Chrome Split Spindle - Lever Pad
Hinge: White / Tan / Dark Brown Split Spindle - Lever Lever
 Black / Gold / Chrome **Low Threshold?** Yes / No

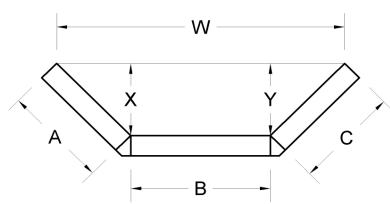
- 1. Masons Opening:** Flat to bay? Yes / No
 if yes... has 10mm been deducted from tight brick? Yes / No
- 2. Cill Options:** none / 95mm / 150mm / 180mm
Please note that Dempsey Dyer reserve the right to cut cills for transport purposes
- 3. Bay Poles Required:** yes / no if yes... please see below for pole
The customer is responsible for bay load calculations
 Large (60mm p.6916) Bay Pole



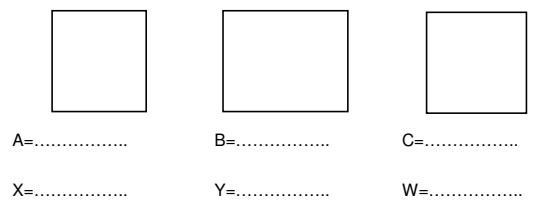
Location
 Height
 Angle
 Mullion
 Transom



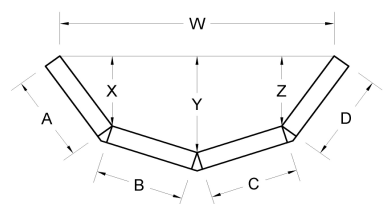
W =
 A = B = C =



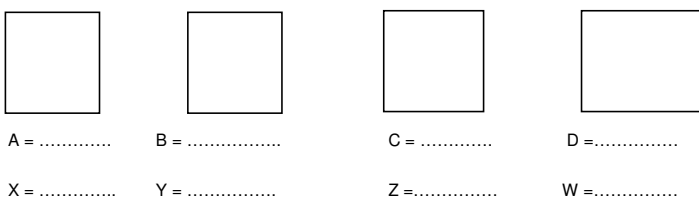
Location
 Height
 Angle
 Mullion
 Transom



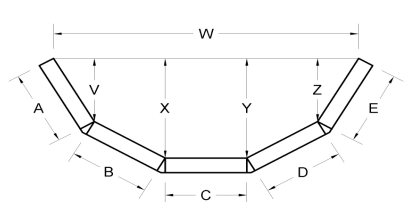
A = B = C =
 X = Y = W =



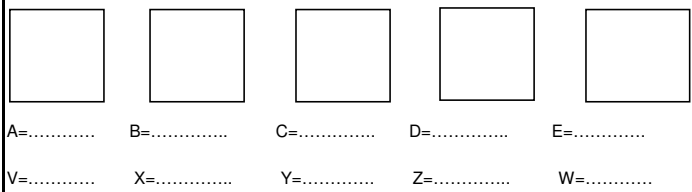
Location
 Height
 Angle
 Mullion
 Transom



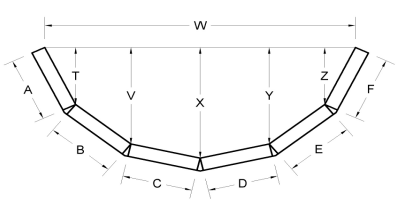
A = B = C = D =
 X = Y = Z = W =



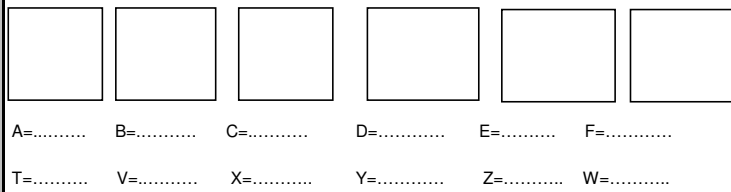
Location
 Height
 Angle
 Mullion
 Transom



A = B = C = D = E =
 V = X = Y = Z = W =



Location
 Height
 Angle
 Mullion
 Transom



A = B = C = D = E = F =
 T = V = X = Y = Z = W =

PLEASE NOTE: ALL BAY MEASUREMENTS MUST BE INTERNAL BRICK SIZES

05 Issue 02/10

Please ensure that your sizes are clearly marked in the designated areas of the form